

DANDELION

Durable, light, universal

3rd Gen.

PKQJH57J 430W

More fire resistance

as we use particularly developed front and rear encapsulation materials which make them superior in fire resistance

More immunity against moisture

as we switched to a thicker backsheet

More constructional savings

as there is no sub construction needed

More hotspot resistance

based on cell-level hotspot prevention technology

The next level of lightweight photovoltaic – addressing and solving challenges of people and companies which are in need for glass and lightweight photovoltaic by using our innovative PEC-BC technology – while keeping the weight low.

- Higher output - 2% more out of every module due to “miss” of busbars in the front of the cell and no shade created
- Higher reliability - as the lower degradation rate, superiority in fire-resistance, excellent performance in dynamic load (wind, snow, hail etc.) make them more durable and reliable
- Higher performance – due to optimized heat transmission using copper



For details regarding tests and certificates please refer to the rear page.



Product Warranty



Linear Performance Warranty

For BeNeLux & France

Proxables B.V.
Boerkenleen 5
4705RL Roosendaal
The Netherlands
info@proxables.com
Tel: +31 631 010 819
+32 495 049 604
www.proxables.com

Designed by

Jiangsu Peakup Power Technology Co.,Ltd.
en.peakuppower.com

Tel: +86 025 86108516
info@peakuppower.com




22.2%
MAX MODULE
EFFICIENCY

0~3%
POWER
TOLERANCE

≤2%
FIRST YEAR
POWER DEGRADATION

0.55%
YEAR 2-25
POWER DEGRADATION

BC HALF-CELL
Lower operating temperature



TYPICAL ELECTRICAL PARAMETERS

Model	PKQJH57J430	
Testing Condition	STC	NOCT
Rated Power (Pmpp) /W	430	325
Rated Current (Impp) /A	12.23	9.80
Rated Voltage (Vmpp) / V	35.18	33.21
Short Circuit Current (Isc) /A	13.11	10.74
Open Circuit Voltage (Voc) /V	41.83	39.86
Effective Module Efficiency(η) /%	22.21%	
STC(Standard Testing Conditions): Irradiance 1000W/m ² , Air Mass 1.5, Cell Temperature 25°C, Measuring Tolerance ±3%		
NOCT(Nominal Operating Cell Temperature): Irradiance 800W/m ² , Ambient Temperature 20°C, Air Mass 1.5, Wind speed 1m/s		

ABSOLUTE MAXIMUM RATING

Operating Temperature	From -40 to +85°C
Maximum Series Fuse Rating	25A
Safety Class	II
Fire Rating (IEC 61730)	B
Maximum System Voltage	DC 1500V

MECHANICAL CHARACTERISTICS

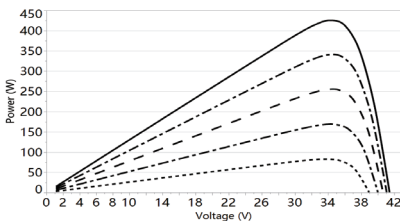
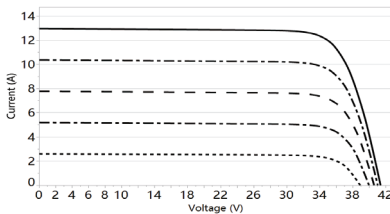
Cell Type	Mono-crystalline BC 182mm x 91.9mm, 114(6 x 19)
Effective Module Dimension(L×W)	1763.6mm×1098.2mm
Dimension (L×W×H)	1850mm x 1158mm x 2.5mm(72.8x45.6x0.098 inches)
Weight	8.6±0.5kg
Backsheet	Enhanced backsheet
Cable	4mm ² (IEC),450mm or customized length
Junction Box	IP68 with three bypass diodes
Connector	Original MC4

TEMPERATURE RATINGS

Voltage Temperature Coefficient	-0.220%/°C
Current Temperature Coefficient	+0.050%/°C
Power Temperature Coefficient	-0.240%/°C
Tolerance	0~+5W
NOCT	43 ± 2 °C

PACKING CONFIGURATION

40'HQ Container	Pallet/container	Piece/container
Pieces (154 pcs per pallet)	18	2772



Test&classifications

- CE passed (according to low voltage directive (LVD) (2014/35/EU)
- Sand/dust: IEC 60068-2-68: 1994 modified
- Salt mist: IEC 61701:2020 / EN IEC 61701:2020
- Potential Induced Degradation (PID): IEC TS 62804-1:2015 modified
- Ammonia (NH₃): IEC 62716: 2013 / EN 62716: 2013
- Design qualification
 - IEC 61215-1:2021 / EN IEC 61215-1:2021;
 - IEC 61215-1-1:2021 / EN IEC 61215-1-1:2021;
 - IEC 61215-2:2021 / EN IEC 61215-2:2021;
- Construction requirements&safety
 - IEC 61730-1:2023;
 - IEC 61730-2:2023.
- Classification of external fire exposure
 - Class E (acc. DIN EN 13 501-1 : 2019)
 - Broof (t1) (for unlimited roofing-pitches according to CEN/TS 16459 A.3.4.) (acc. DIN EN 13 501-5: 2016 using test data from external fire exposure to roofs)

