

DANDELION

Light, flexible, perfect

2nd Gen.

PKQJH57J 430W

More hotspot resistance

based on cell-level hotspot prevention technology

More contact reliability

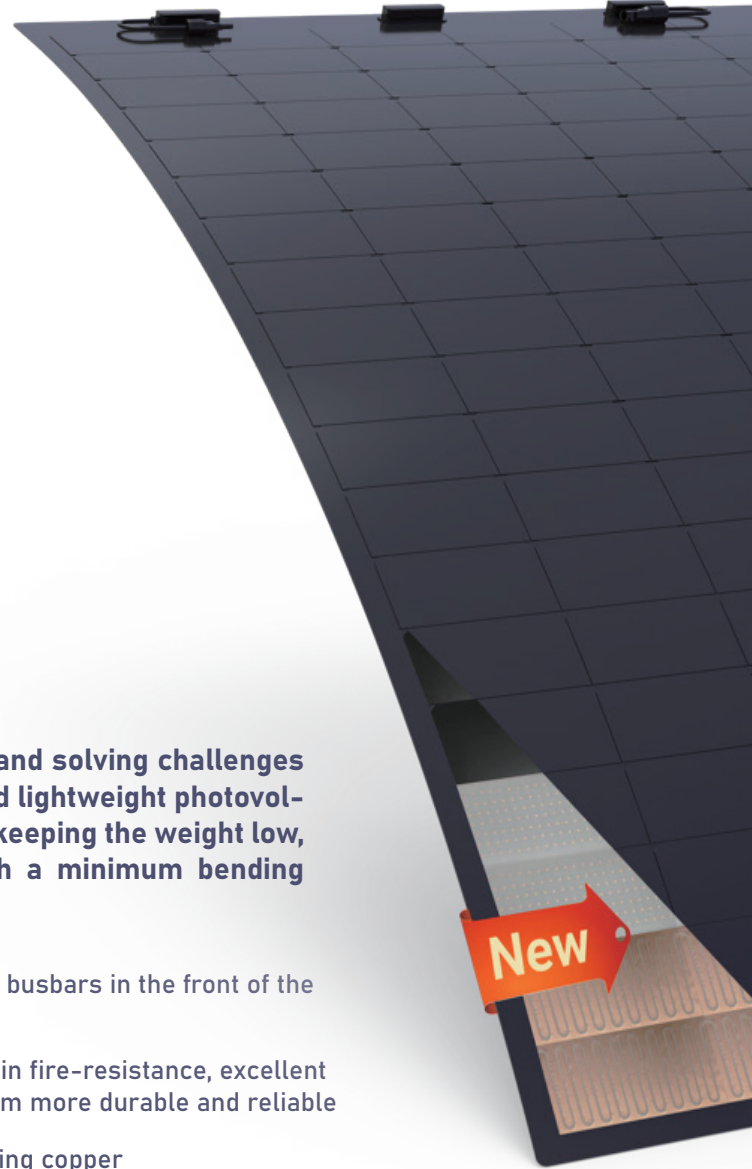
as there are no contact ribbons used, soldering stress is eliminated for reliable performance

More moisture barrier

as the more layers form a vapor barrier

More efficiency

as the cell conversion is up to 27% and performance been optimized by lower temperature



The next level of lightweight photovoltaic – addressing and solving challenges of people and companies which are in need for glass and lightweight photovoltaic by using our innovative PEC-BC technology – while keeping the weight low, ultra-thin, and flexible: just 2.5 kg/m², 2mm thin, with a minimum bending radius of 0.3m.

- Higher output – 2% more out of every module due to “miss” of busbars in the front of the cell and no shade created
- Higher reliability – as the lower degradation rate, superiority in fire-resistance, excellent performance in dynamic load (wind, snow, hail etc.) make them more durable and reliable
- Higher performance – due to optimized heat transmission using copper



Materialprüfungsanstalt
Universität Stuttgart



Product Warranty



Linear Performance
Warranty

For details regarding tests and certificates please refer to the rear page.

For BeNeLux & France

Proxables B.V. info@proxables.com
Boerkenleen 5 Tel: +31 631 010 819
4705RL Roosendaal +32 495 049 604
The Netherlands www.proxables.com

Designed by

Jiangsu Peakup Power Technology Co.,Ltd.
en.peakuppower.com

Tel: +86 025 86108516
info@peakuppower.com

22.2%
MAX MODULE
EFFICIENCY

0~3%
POWER
TOLERANCE


≤2%
FIRST YEAR
POWER DEGRADATION

0.55%
YEAR 2-25
POWER DEGRADATION

BC HALF-CELL
Lower operating temperature

TYPICAL ELECTRICAL PARAMETERS

Model	PKQJH57J430	
Testing Condition	STC	NOCT
Rated Power (Pmpp) /W	430	325
Rated Current (Impp) /A	12.23	9.80
Rated Voltage (Vmpp) /V	35.18	33.21
Short Circuit Current (Isc) /A	13.11	10.74
Open Circuit Voltage (Voc) /V	41.83	39.86
Effective Module Efficiency(η) /%	22.21%	
STC(Standard Testing Conditions): Irradiance 1000W/m ² , Air Mass 1.5, Cell Temperature 25°C, Measuring Tolerance ±3%		
NOCT(Nominal Operating Cell Temperature): Irradiance 800W/m ² , Ambient Temperature 20°C, Air Mass 1.5, Wind speed 1m/s		


ABSOLUTE MAXIMUM RATING

Operating Temperature	From -40 to +85°C
Maximum Series Fuse Rating	25A
Safety Class	II
Fire Rating (IEC 61730)	C
Maximum System Voltage	DC1500V

MECHANICAL CHARACTERISTICS

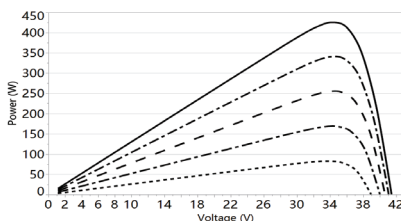
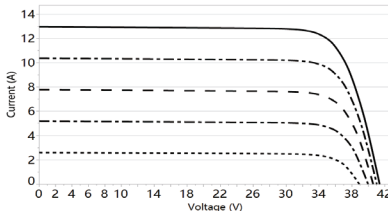
Cell Type	Mono-crystalline BC 182mm x 91.9mm, 114(6 x 19)
Effective Module Dimension(L×W)	1763.6mm×1098.2mm
Dimension (L×W×H)	1850mm x 1158mm x 2mm(72.8x45.6x0.07 inches)
Weight	5.2±0.3kg
Cable	4mm ² (IEC), 450mm or customized length
Junction Box	IP68 with three bypass diodes
Connector	Original MC4

TEMPERATURE RATINGS

Voltage Temperature Coefficient	-0.220%/°C
Current Temperature Coefficient	+0.050%/°C
Power Temperature Coefficient	-0.240%/°C
Tolerance	0~+5W
NOCT	43±2°C

PACKING CONFIGURATION

40'HQ Container	Pallet/container	Piece/container
Pieces (154 pcs per pallet)	18	2772


Test&classifications

- CE passed (according to low voltage directive (LVD) (2014/35/EU)
- Sand/dust: IEC 60068-2-68: 1994 modified
- Salt mist: IEC 61701:2020 / EN IEC 61701:2020
- Potential Induced Degradation (PID): IEC TS 62804-1:2015 modified
- Ammonia (NH₃): IEC 62716: 2013 / EN 62716: 2013

- Design qualification
 - IEC 61215-1:2021 / EN IEC 61215-1:2021;
 - IEC 61215-1-1:2021 / EN IEC 61215-1-1:2021;
 - IEC 61215-2:2021 / EN IEC 61215-2:2021;
- Construction requirements&safety
 - IEC 61730-1:2023;
 - IEC 61730-2:2023.

- Classification of external fire exposure
 - Class E (acc. DIN EN 13 501-1 : 2019)
 - Broof (t1) (for roofing-pitches < 20°) (acc. DIN EN 13 501-5: 2016 using test data from external fire exposure to roofs)

